

# Learning @ Home Guide for Pupils and Families

At Linwood High, we understand the importance of supporting our pupils and families during these challenging times of school closure and we want our school community to know that the health and wellbeing of our pupils is a key priority for us. This guide will help both pupils and parents to better understand how to access schoolwork online and how to submit completed tasks to class teachers.

Also included are useful websites for all subject areas, online resources to support mental health wellbeing and who to contact for further help.

## How can pupils access work?

We use **SHOW MY HOMEWORK** to alert pupils that work has been issued. Pupils can access this in a number of ways:

1) By clicking on **SHOW MY HOMEWORK** on our school website:

<http://www.linwoodhigh.renfrewshire.sch.uk/>



2) Every pupil at Linwood High has a **GLOW** account <https://glow.rmunify.com> which allows them access to several useful resources to support them with schoolwork. Pupils are able to download **SHOW MY HOMEWORK**, **TEAMS**, **MICROSOFT OFFICE**, **GOOGLE CLASSROOM** tiles on to their launch pad. Pupils requiring help with GLOW, should email the school office here:

[linwoodhighenquiries@renfrewshire.gov.uk](mailto:linwoodhighenquiries@renfrewshire.gov.uk)

3) Pupils and parents can download the **SHOW MY HOMEWORK** app on to their smartphones. Parents, please contact us at the email address above, if you require an access code.

4) By clicking on **CURRICULUM AREAS** on our school website:

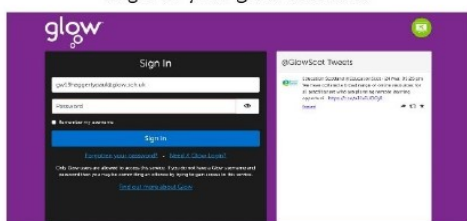


# How many hours of schoolwork? What kind of activities?

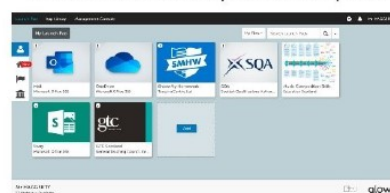
We appreciate that every child is different and their needs vary each day. Our recommendation would be that every child should be aiming for around **3 hours** of school work each day. However, it is important that pupils vary the types of activity they undertake and that they divide their learning into chunks of time, eg **20-30 mins per activity** (eg: online task, written exercise, reading, outdoor activity).

## How to add tiles to your GLOW launchpad

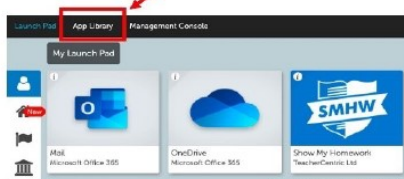
Login to your glow account!



This screen is called your launch pad...



Click 'App library'.



Search 'Teams'...

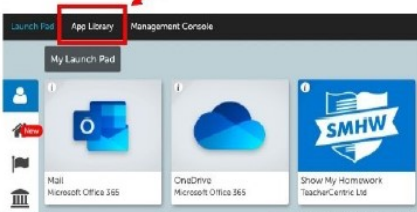


and then click the Microsoft Teams tile!

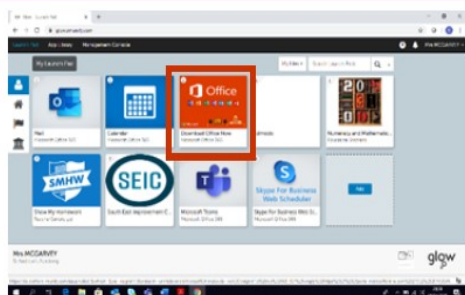
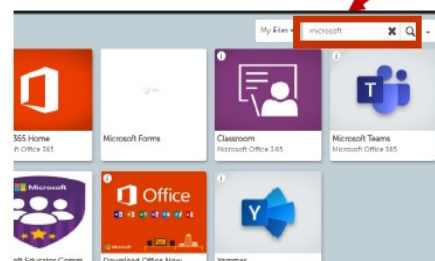
## Accessing Microsoft Office

*Pupils can install Word, Excel and Powerpoint onto their devices for free*

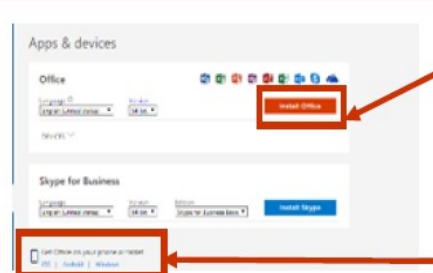
Click 'App library'.



Search for 'Microsoft'



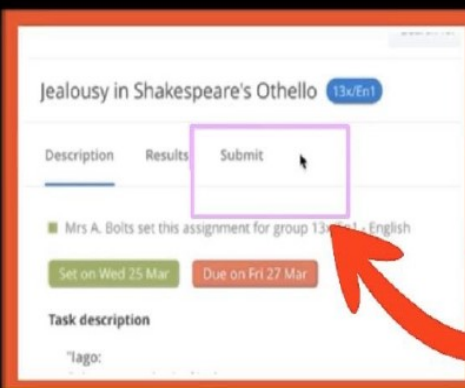
Click 'Install Now'



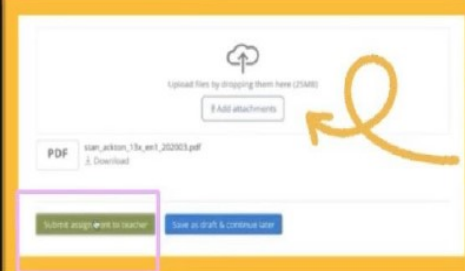
Click here to install on your tablet or phone

# How to submit tasks via SHOW MY HOMEWORK

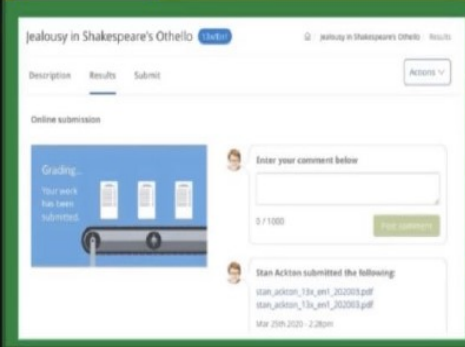
## Desktop or Laptop



**Step 1- click submit**

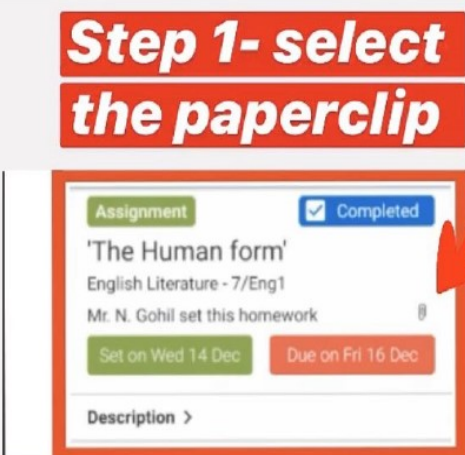


**Step 2- type answers or add in attachments and click submit assignment to teacher**

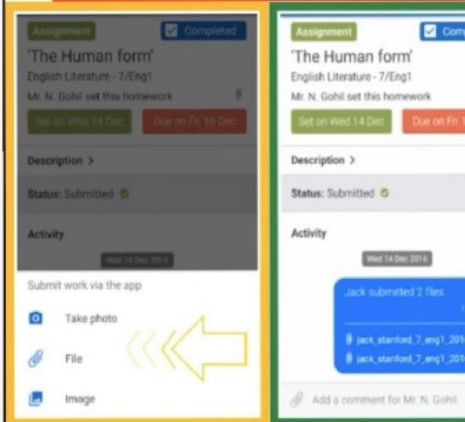


**Step 3- you will see this page when your upload has been successful. You can submit more than one piece of work and come back to see feedback from your teacher.**

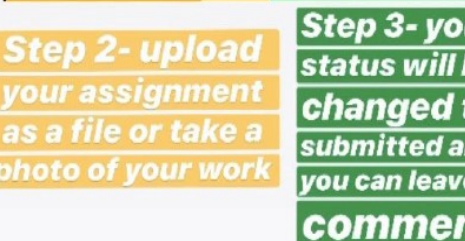
## Mobile or Tablet



**Step 1- select the paperclip**



**Step 2- upload your assignment as a file or take a photo of your work**



**Step 3- your status will be changed to submitted and you can leave a comment**

# How to submit tasks via TEAMS

Please click on the link on our school website to follow the video guides which will show you how to use Teams to help with learning. There are easy to follow guides on how to access assignments and how to upload work on to Teams for class teachers to assess.

<http://www.linwoodhigh.renfrewshire.sch.uk/>



## Useful Information

### Mental Wellbeing

We know that it can be difficult for pupils and families at this time. The following websites provide information to support young people and their mental wellbeing:

childline.org.uk  
nhs.uk  
headspace.com  
clearyourhead.scot

### Social Media

During school closure we will continue to post information here:



[Linwoodhigh.renfrewshire.sch.uk](http://Linwoodhigh.renfrewshire.sch.uk)



@LinwoodHigh



@linwoodhighschool

Department	Principal Teacher	Email address
English	Mr Clark	gw17clarkdavid1@glow.sch.uk
Maths	Mr Allan	gw07allanrobert3@glow.sch.uk
Modern Languages	Ms Price	gw08pricekatrina@glow.sch.uk
Science	Mrs Whyte	gw09whytedeborah2@glow.sch.uk
Social Subjects	Mr MacColl	gw07maccolljohn@glow.sch.uk
Technologies	Mr Avarl	gw10avarlvince@glow.sch.uk
Creative Arts	Mrs Keogh	gw09keoghgael@glow.sch.uk
Health & Wellbeing	Mr Mothersole	gw07mothersolegordia@glow.sch.uk
Pupil Support	Mrs McConville	gw10mconvillekaren@glow.sch.uk
Kintyre Base	Mrs Sinclair	gw09sinclairlouise@glow.sch.uk
Pastoral care	Mrs Penman	gw07penmanangela2@glow.sch.uk
Pastoral care	Mrs Peters	gw07petersgillian@glow.sch.uk
Depute (S1/2)	Mr Hammond	gw18hammondjohn@glow.sch.uk
Depute (S3/4)	Mr McKenna	gw10mckennabarry@glow.sch.uk
Depute (S5/6)	Ms Cowan	gw08cowangail3@glow.sch.uk
Depute (Pupil Support)	Mrs Shaw	gw07hamiltonlinda4@glow.sch.uk



You can also call us on: 07483 360506 (Mon—Fri, 9am—3pm)