
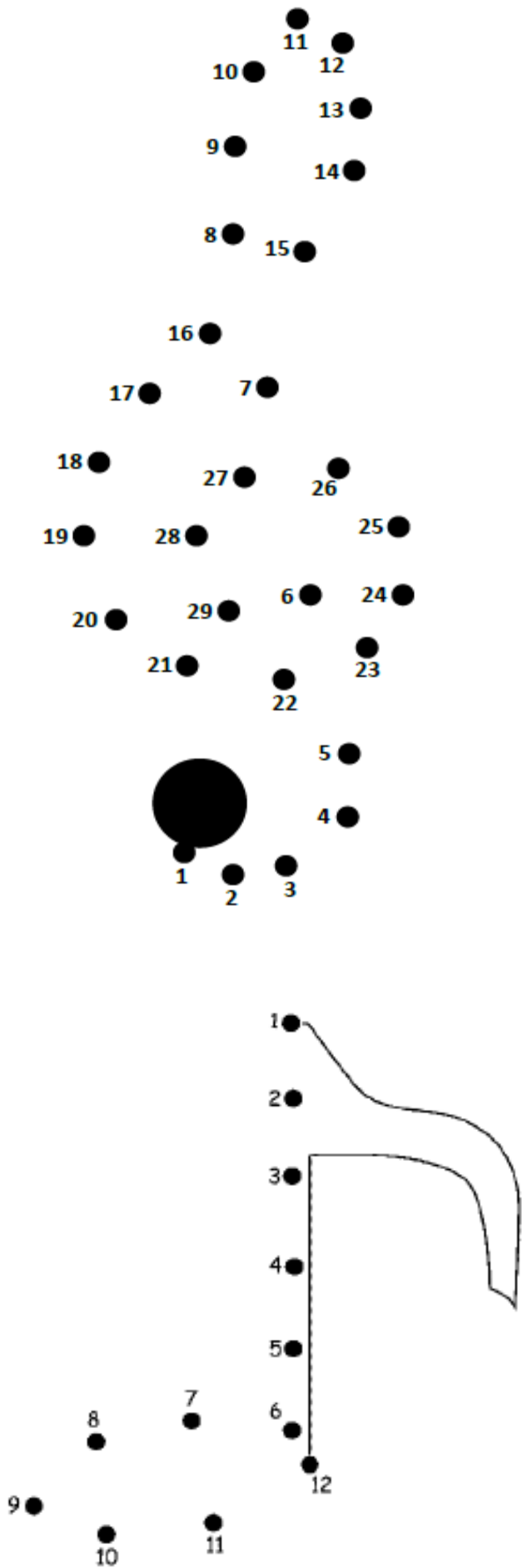


Tynecastle High School
Understanding Music Booklet 2



Name:

Class:

	Title	Date due
Assignment 21	Listening Assignment - Male Singers	
Assignment 22	Note Values II	
Assignment 23	Listening Assignment - Piano	
Assignment 24	The Stave II	
Assignment 25	Listening Assignment - A Duet	
Assignment 26	Writing Music I	
Assignment 27	Listening Assignment - Folk Music	
Assignment 28	Time Signatures II - Revision	
Assignment 29	Listening Assignment - Jazz	
Assignment 30	Bar lines II - Revision	
Assignment 31	Listening Assignment - a Rock Band	
Assignment 32	The Treble Clef II - Revision	
Assignment 33	Listening Assignment - Synthesizer	
Assignment 34	The Musical Alphabet II	
Assignment 35	Listening Assignment - A MIXED Group of Singers	
Assignment 36	Note Naming Exercise II	
Assignment 37	Listening Assignment - Acoustic Instruments	
Assignment 38	Rests II - Revision	
Assignment 39	Listening Assignment - Electric Instruments	
Assignment 40	"Impressionism"	

Assignment 21

For this homework assignment you are required to listen to a new piece of music and to write a report on it.

The piece of music you choose **MUST** include the following:

Male Singers

(Check through your CD/MP3 collection to find a suitable piece of Music. If you don't have anything suitable, ask other people at home / your Auntie / Granny / Cousins / Friends.

If you can't find anything then you'll be able to find something suitable on the Radio, YOU TUBE or SPOTIFY. **I do not expect you to have to buy a recording to complete this homework exercise.)**

To be completed using information supplied by the teacher.

This month I have to find a piece of music containing **Male Singers**

What am I actually looking for?

To be completed at home.

The piece of music I chose is:

It was recorded by:
(It was written by:)

The format I listened to was:
(CD, MP3, Radio etc.)

The instruments used in the recording are:
(remember voices are types of instruments too.)

What was the mood of the music?






Describe the speed of the music.

Did you like the piece of music you chose?
Remember to give at least 3 reasons why you have this opinion.

ASSIGNMENT 22

Note Values II

REVISION: These are the different note lengths which you need to understand.

Note Name	Symbol	Note Length
Semibreve		4 beats
Minim		2 beats
Crotchet		1 beat
Quaver		$\frac{1}{2}$ beat
Pair of Quavers		$\frac{1}{2}$ beat each

If we have two quavers next to one another -



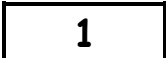
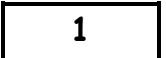
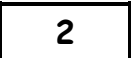







We take the tail of each one and join it together













We call this a pair of quavers or beamed quavers which altogether adds up to 1 beat.
(Even though they are tied together, each note is still $\frac{1}{2}$ a beat).






Note Length Exercises






1.  +  =  +  = 

2.  +  =  +  = 

3.  +  =  +  = 

4.  +  =  +  = 

5.  +  =  +  = 

6.  +  =  +  = 

Assignment 23

For this homework assignment you are required to listen to a new piece of music and to write a report on it.

The piece of music you choose **MUST** include the following:

Piano

(Check through your CD/MP3 collection to find a suitable piece of Music. If you don't have anything suitable, ask other people at home / your Auntie / Granny / Cousins / Friends.

If you can't find anything then you'll be able to find something suitable on the Radio, YOU TUBE or SPOTIFY. **I do not expect you to have to buy a recording to complete this homework exercise.)**

To be completed using information supplied by the teacher.

This month I have to find a piece of music containing **Piano**

What am I actually looking for?

To be completed at home.

The piece of music I chose is:

It was recorded by:
(It was written by:)

The format I listened to was:
(CD, MP3, Radio etc.)

The instruments used in the recording are:
(remember voices are types of instruments too.)

What was the mood of the music?

Describe the speed of the music.

Did you like the piece of music you chose?
Remember to give at least 3 reasons why you have this opinion.






ASSIGNMENT 24

The Stave II


The stave is made up of 5 lines. When a musical note is placed on the stave, it tells us what pitch and the duration of the note.




Drawing Notation

Note Name	Symbol	Note Length
Semibreve		4 beats
Minim		2 beats
Crotchet		1 beat
Quaver		$\frac{1}{2}$ beat
Pair of Quavers		$\frac{1}{2}$ beat each


1. Draw a line of semibreves (4 beats)



2. Draw a line of crotchets (1 beat)



3. Draw a line of minims (2 beats)



Assignment 25

For this homework assignment you are required to listen to a new piece of music and to write a report on it.

The piece of music you choose **MUST** include the following:

A Duet (Singers or Instruments)

(Check through your CD/MP3 collection to find a suitable piece of Music. If you don't have anything suitable, ask other people at home / your Auntie / Granny / Cousins / Friends.

If you can't find anything then you'll be able to find something suitable on the Radio, YOU TUBE or SPOTIFY. **I do not expect you to have to buy a recording to complete this homework exercise.)**

To be completed using information supplied by the teacher.

This month I have to find a piece of music containing **A Duet (Singers or Instruments)**

What am I actually looking for?

To be completed at home.

The piece of music I chose is:

It was recorded by:
(It was written by:)

The format I listened to was:
(CD, MP3, Radio etc.)

The instruments used in the recording are:
(remember voices are types of instruments too.)

What was the mood of the music?

Describe the speed of the music.


Did you like the piece of music you chose?
Remember to give at least 3 reasons why you have this opinion.

ASSIGNMENT 26



Writing Music I

When writing music it needs to be done as neatly as possible; the information in a piece of music is read, and has to be understood, at very high speeds so neatness is VERY important.

Copy this tune onto the empty music lines below.



Remember to copy every single piece of information



Assignment 27

For this homework assignment you are required to listen to a new piece of music and to write a report on it.

The piece of music you choose **MUST** include the following:

Folk Music

(Check through your CD/MP3 collection to find a suitable piece of Music. If you don't have anything suitable, ask other people at home / your Auntie / Granny / Cousins / Friends.

If you can't find anything then you'll be able to find something suitable on the Radio, YOU TUBE or SPOTIFY. **I do not expect you to have to buy a recording to complete this homework exercise.)**

To be completed using information supplied by the teacher.

This month I have to find a piece of music containing **Folk Music**

What am I actually looking for?

To be completed at home.

The piece of music I chose is:

It was recorded by:
(It was written by:)

The format I listened to was:
(CD, MP3, Radio etc.)

The instruments used in the recording are:
(remember voices are types of instruments too.)

What was the mood of the music?

Describe the speed of the music.

Did you like the piece of music you chose?
Remember to give at least 3 reasons why you have this opinion.

ASSIGNMENT 28

Time Signatures II - Revision

So that we do not end up with the one long continuous piece of music, we have **Time Signatures** to help us out.

They help us to stay "in time" and make it easier to count our note values.

You will find your time signature just next to your treble clef like this:



You will notice that there is no line in between the 2 numbers, because it is not a fraction and should not be written in the same way.


Also, you might have noticed that we do not need to write a line in between them because the 3rd line of the staff does that for us already.

The top number of the time signature tells us how many "beats there are in a bar." So of course in this time signature there are 4 beats in every bar.



This means that when my chosen notes reach the value of 4 added together, I would draw a bar-line

For Example:



From the treble clef to this point adds up to 4 beats, so this line marks the end of the first bar

At the end of any piece of music, we have a double bar line to show it has finished. This is always a thin line followed by a thick line.

1. In this tune how many beats are there in each bar?



Answer: _____

2. In this tune how many beats are there in each bar?




Answer: _____

3. In this tune how many beats are there in each bar?



Answer: _____

4. In this tune how many beats are there in each bar?



Answer: _____

5. In this tune how many beats are there in each bar?



Answer: _____

Assignment 29

For this homework assignment you are required to listen to a new piece of music and to write a report on it.

The piece of music you choose **MUST** include the following:

Jazz

(Check through your CD/MP3 collection to find a suitable piece of Music. If you don't have anything suitable, ask other people at home / your Auntie / Granny / Cousins / Friends.

If you can't find anything then you'll be able to find something suitable on the Radio, YOU TUBE or SPOTIFY. **I do not expect you to have to buy a recording to complete this homework exercise.)**

To be completed using information supplied by the teacher.

This month I have to find a piece of music containing **Jazz**
What am I actually looking for?

To be completed at home.

The piece of music I chose is:

It was recorded by:
(It was written by:)

The format I listened to was:
(CD, MP3, Radio etc.)

The instruments used in the recording are:
(remember voices are types of instruments too.)

What was the mood of the music?

Describe the speed of the music.

Did you like the piece of music you chose?
Remember to give at least 3 reasons why you have this opinion.

ASSIGNMENT 30

Bar-lines II - Revision

Music is divided up by **bar-lines**

The space between bar-lines is called a **bar**.



$\frac{4}{4}$ means 4 crotchet beats in each bar.



$\frac{2}{4}$ means 2 crotchet beats in each bar.

$\frac{4}{4}$ And $\frac{2}{4}$ are called **time signatures**.

1. How many beats in each note?



2. How many beats in each bar?



There are _____ beats in the bar

3. How many beats in each bar?



There are _____ beats in the bar


4. Fill in the bars to the correct time signature, try using different note durations!



5. Fill in the bars to the correct time signature, try using different note durations!



6. How many beats are each of the following notes worth?



7. Add bar-lines between these notes to make 2 beats in each bar:



8. Add bar-lines between these notes to make 4 beats in each bar:



Assignment 31

For this homework assignment you are required to listen to a new piece of music and to write a report on it.

The piece of music you choose **MUST** include the following:

A Rock Band

(Check through your CD/MP3 collection to find a suitable piece of Music. If you don't have anything suitable, ask other people at home / your Auntie / Granny / Cousins / Friends.

If you can't find anything then you'll be able to find something suitable on the Radio, YOU TUBE or SPOTIFY. **I do not expect you to have to buy a recording to complete this homework exercise.)**

To be completed using information supplied by the teacher.

This month I have to find a piece of music containing **A Rock Band**

What am I actually looking for?

To be completed at home.

The piece of music I chose is:

It was recorded by:
(It was written by:)

The format I listened to was:
(CD, MP3, Radio etc.)

The instruments used in the recording are:
(remember voices are types of instruments too.)

What was the mood of the music?

Describe the speed of the music.

Did you like the piece of music you chose?
Remember to give at least 3 reasons why you have this opinion.

ASSIGNMENT 32


The Treble Clef II - Revision

The treble clef is the curly symbol you find at the start of each line of the stave.



There are a number of different ways to do it, so once we have tried the different ways you can decide on which way you prefer to draw your treble clef.

Learn how to draw a treble clef by tracing the dots below




Now try these ones out



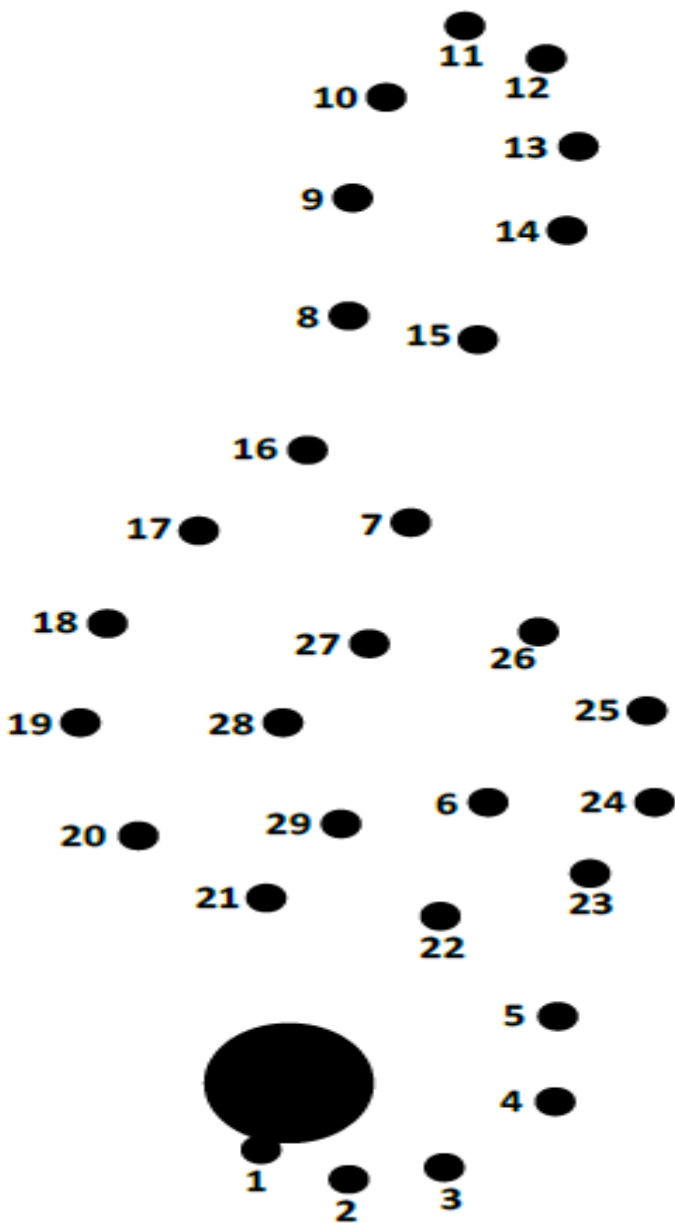
The other way is like this (Don't copy the arrows!)



Give it a go with the stave of treble clefs below



Now try this one out for size!



Now can you do it with no help?

Assignment 33

For this homework assignment you are required to listen to a new piece of music and to write a report on it.

The piece of music you choose **MUST** include the following:

Synthesizer

(Check through your CD/MP3 collection to find a suitable piece of Music. If you don't have anything suitable, ask other people at home / your Auntie / Granny / Cousins / Friends.

If you can't find anything then you'll be able to find something suitable on the Radio, YOU TUBE or SPOTIFY. **I do not expect you to have to buy a recording to complete this homework exercise.)**

To be completed using information supplied by the teacher.

This month I have to find a piece of music containing **Synthesizer**

What am I actually looking for?

To be completed at home.

The piece of music I chose is:

It was recorded by:
(It was written by:)

The format I listened to was:
(CD, MP3, Radio etc.)

The instruments used in the recording are:
(remember voices are types of instruments too.)

What was the mood of the music?

Describe the speed of the music.


Did you like the piece of music you chose?
Remember to give at least 3 reasons why you have this opinion.

ASSIGNMENT 34






The Musical Alphabet II

You learned in S1 that musical notation uses the first 7 letters of the alphabet **A B C D E F G**.

Name the notes in the music scale below:



What words do the following short tunes spell out?



Assignment 35

For this homework assignment you are required to listen to a new piece of music and to write a report on it.

The piece of music you choose **MUST** include the following:

A mixed Group of Singers i.e. Male AND Female

(Check through your CD/MP3 collection to find a suitable piece of Music. If you don't have anything suitable, ask other people at home / your Auntie / Granny / Cousins / Friends.

If you can't find anything then you'll be able to find something suitable on the Radio, YOU TUBE or SPOTIFY. **I do not expect you to have to buy a recording to complete this homework exercise.)**

To be completed using information supplied by the teacher.

This month I have to find a piece of music containing **A mixed Group of Singers i.e. Male AND Female**

What am I actually looking for?

To be completed at home.

The piece of music I chose is:

It was recorded by:
(It was written by:)

The format I listened to was:
(CD, MP3, Radio etc.)

The instruments used in the recording are:
(remember voices are types of instruments too.)

What was the mood of the music?

Describe the speed of the music.


Did you like the piece of music you chose?
Remember to give at least 3 reasons why you have this opinion.

ASSIGNMENT 36

Note Naming Exercise II

EXERCISE: Write the name of each note on the line underneath

HELPFUL HINT: The answers can all be found in the top line, which has already been done for you.



Assignment 37

For this homework assignment you are required to listen to a new piece of music and to write a report on it.

The piece of music you choose **MUST** include the following:

Acoustic Instruments

(Check through your CD/MP3 collection to find a suitable piece of Music. If you don't have anything suitable, ask other people at home / your Auntie / Granny / Cousins / Friends.

If you can't find anything then you'll be able to find something suitable on the Radio, YOU TUBE or SPOTIFY. **I do not expect you to have to buy a recording to complete this homework exercise.)**

To be completed using information supplied by the teacher.

This month I have to find a piece of music containing **Acoustic Instruments**

What am I actually looking for?

To be completed at home.

The piece of music I chose is:

It was recorded by:
(It was written by:)

The format I listened to was:
(CD, MP3, Radio etc.)

The instruments used in the recording are:
(remember voices are types of instruments too.)

What was the mood of the music?

Describe the speed of the music.

Did you like the piece of music you chose?
Remember to give at least 3 reasons why you have this opinion.

ASSIGNMENT 38











Rests II - Revision

What we have dealt with so far are the values of sound.

Because it is important that each bar adds up to the time signature, we also have values for silence.

We have rests in music that mean we play nothing for the length of the rest.

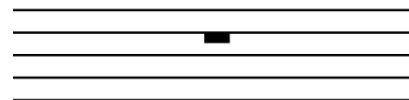
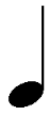
NOTE: If a 4 beat note is known as a semibreve, then a 4 beat rest is also known as a semibreve rest!

	"SOUND"	"SILENCE"	
Semibreve			4 beats
Minim			2 beats
Crotchet			1 beat
Quaver			$\frac{1}{2}$ beat
Semiquaver			$\frac{1}{4}$ beat

In the same way we can add a dot to a note, we can also add a dot to a rest.

When we add a dot, it does the same job - it adds on half the original value.


1. Match up the notes with the rests of the same length - draw a line from the note to the appropriate rest.



2. How many beats are there in each rest?



3. Draw an appropriate rest to match the number of beats printed below.



Assignment 39

For this homework assignment you are required to listen to a new piece of music and to write a report on it.

The piece of music you choose **MUST** include the following:

Only Electric Instruments

(Check through your CD/MP3 collection to find a suitable piece of Music. If you don't have anything suitable, ask other people at home / your Auntie / Granny / Cousins / Friends.

If you can't find anything then you'll be able to find something suitable on the Radio, YOU TUBE or SPOTIFY. **I do not expect you to have to buy a recording to complete this homework exercise.)**

To be completed using information supplied by the teacher.

This month I have to find a piece of music containing **Only Electric Instruments**

What am I actually looking for?

To be completed at home.

The piece of music I chose is:

It was recorded by:
(It was written by:)

The format I listened to was:
(CD, MP3, Radio etc.)

The instruments used in the recording are:
(remember voices are types of instruments too.)

What was the mood of the music?

Describe the speed of the music.

Did you like the piece of music you chose?
Remember to give at least 3 reasons why you have this opinion.

ASSIGNMENT 40

Impressionism

In association with your Art teacher, you will have studied the style known as IMPRESSIONISM.

For this assignment you have to write an essay about the things you've found out and learned about Impressionism.

A suggested layout for your essay is:

Paragraph 1 - What is IMPRESSIONISM

Paragraph 2 - Impressionism in ART

Paragraph 3 - Impressionism in MUSIC

Paragraph 4 - Your own thoughts about Impressionism, with reasons to back up your thoughts.

Remember to talk about "Who?", "When?", "Where?" and "Why?"

This image shows a blank sheet of white paper with horizontal ruling lines. The lines are evenly spaced and extend across the width of the page. There are no margins, text, or other markings on the paper.

This image shows a single sheet of white paper with horizontal ruling lines. The lines are evenly spaced and run across the width of the page. There are no margins, text, or other markings on the paper.

This image shows a single sheet of white paper with horizontal ruling lines. The lines are evenly spaced and run across the width of the page. There are no margins, text, or other markings on the paper.